




TPS TX3[®]



**Up To
275 PSI
Pressure**



**Universal
Pipe Types**



**Reduce
Time
On Job**

Extended Range Transition Coupling


Wide Range Designed to Fit All Pipe Transitions
Fewer Sizes, Less Inventory = More with Less



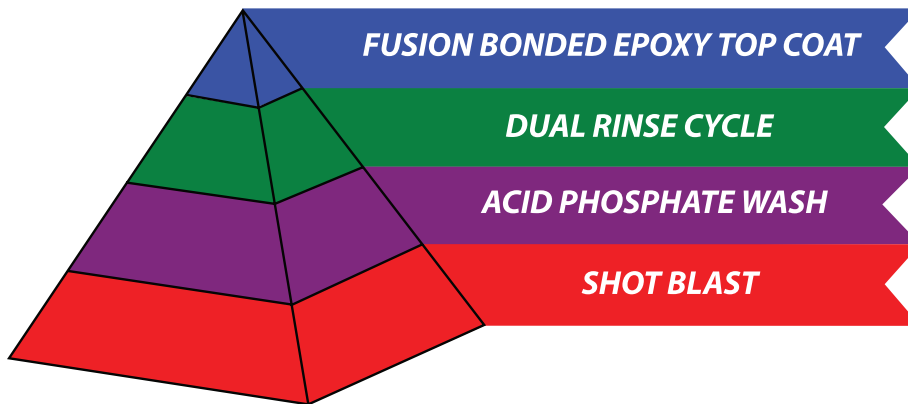
TX3® Extended Range Transition Coupling

Available in sizes 2-12" and 16" nominal pipe sizes, with up to 1.30" range adjustable gasket means fewer sizes and less inventory

- » For Water, Wastewater, and Liquid Hydrocarbon Applications, above and below ground
- » Standard and optional long body version to allow for more pipe end gap
- » Up To 275 PSIG Working Pressure (Always refer to the product label for actual pressure rating of the coupling)
- » High Deflection- up to 4° per end
- » Superior Pressure Assisted Sealing capabilities with easy to remove and replaceable
- » Easy Fitting - two bolts total, one per end with standard 1-1/16" waterworks nut size on most sizes
- » Integrated Easy Lift Handle allows the light weight body to be handled by one person
- » Stab type installation (no disassembly required), tighten from the top and eliminate under-dig
- » Meets and exceeds AWWA C219 standards
- » ANSI/NSF 61 approved
- » Tri-Clad Multi Layer Epoxy Coating for Superior Corrosion Resistance Meets AWWA C213



TX3 Tri-Clad® Multi-Layered Epoxy Coating System



- Meets ANSI/NSF 61 & ANSI/NSF 372
- 12 to 15 Mil Fusion Bonded Epoxy Top Coat
- Meets ANSI/AWWA C213
- Meets NACE Specifications*

Tri-Clad Epoxy Coating = Extended Product Life

**National Association of Corrosion Engineers*

Specifications:

Body and End Ring Materials: Middle Ring - Carbon Steel (ASTM A53 Grade A or A795 Carbon Steel) and End Ring - ASTM A283 Grade D

Gasket Bridge-Plate Material: ASTM A240 Type 304 Stainless Steel

Coating: Proprietary four stage NSF-61 Registered Fusion-bonded Epoxy Coating.

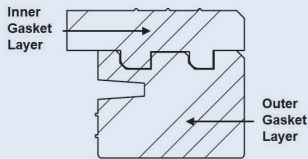
Bolts, Nuts, Spacers, Washers: (ASTM A193 Grade B, 18-8 Type 304) Stainless Steel with Fluoro-Carbon Coating on nuts, bolts, and washers provides positive anti-seize compound on all threads to prevent galling.

Nuts work with conventional water works standard 1-1/16" wrenches. (2, 3, 4" sizes use a 3/4" wrench).

Gasketing System: The Patented dual layer adjustable and fully replaceable inner gasket system is compounded of high grade NBR (Nitrile) and is rated for potable water, wastewater, sewer line content and liquid hydrocarbons.

TX3 Coupling meets NSF-61 and NSF-372 standards for contact with drinking water.

The 2-layered gasketing system provides a built-in wide range.



1. Low range is provided by the inner layer
2. High range is provided by removal of inner layer 3. Each layer provides up to 4 degrees of deflection per end and working pressures to 275 psi



Use your thumb or other device to remove inner gasket layer.

KEY FEATURES	BENEFIT
Removable/Replaceable Inner Gasket Layer	Allows coupling to be sized to the pipe in the field
Light Weight Construction	Fast and Easy to handle and install
Integrated Easy-Lift [®] Handle	Allows installer to Easily Position the coupling during installation
Two Piece End Ring Design	End Ring can be disassembled for gasket replacement if needed
Stab - Fit Coupling Design	No disassembly required before installation
NSF-61-Compounded NBR Gasket	Good For Water, Sewerage, Hydrocarbon
Proprietary Tri-Clad [®] Multi-Layered Coating System	Thirteen Step Coating with three layers of protection
4° Deflection Per End	Easy connection even with misaligned pipe ends
Meet and Exceeds Applicable Sections of AWWA C219	Coupling complies with most widely recognized industry standard for the water and sewer industries
Premium Stainless Steel Fasteners and Armoring	Provides long life positive gasket seating during tightening and installation

Nominal Diameter	Overall Range	LOW RANGE Before Removal of the Inner Gasket Layer	Low Range Pipe Covered	HIGH RANGE After Removal of the Inner Gasket Layer	High Range Pipe Covered
2"	2.10 - 3.03"	2.10 - 2.60"	2"CTS, 2"IPS	2.56 - 3.03"	2.5"CTS, 2.5"IPS, 2.5"DR21
3"	3.10 - 4.20"	3.10 - 3.56"	3"CTS, 3"IPS	3.70 - 4.20"	3"PIT CAST, 3" AC/100,150,200, 4"CTS
4"	4.45 - 5.61"	4.45 - 5.06"	4"IPS, 4"DIP, 4"PIT CAST, 4" AC/100,150	4.94 - 5.61"	4"AC/200, 4" CLAY
6"	6.55 - 7.65"	6.55 - 7.05"	6"IPS, 6"DIP	7.04 - 7.65"	6"AC/100,150, 200, 6"CLAY
8"	8.54 - 9.84"	8.54 - 9.15"	8"IPS, 8"DIP	9.15 - 9.84"	8"AC/100,150,200, 8"CLAY
10" Undersize	10.64 - 11.84"	10.64 - 11.18"	10"IPS, 10"DIP	11.18 - 11.84"	10"AC/100
10" Oversize	11.01 - 12.26"	11.01 - 11.63"	10" DIP, 10" AC/100/150	11.59 - 12.26"	10"AC/200, 10"CLAY
12" Undersize	12.62 - 13.66"	12.62 - 13.06"	12"IPS	13.10 - 13.66"	12"DIP, 12"PIT CAST
12" Oversize	13.14 - 14.45"	13.14 - 13.78"	12"DIP	13.74 - 14.45"	12"AC/100, 150, 200, 12" CLAY
16"	17.10 - 19.20"	17.10 - 18.19"	16" DIP, AC/100 18" IPS	18.11-19.20"	16" AC 150, 200

NOTE: Use on polyethylene is for below ground service only on DR 17 or thicker pipe wall. For specific information regarding dimensions, special applications, and installation procedures, contact Dresser Utility Solutions, Inc. To extend product life in corrosive environments, poly-wrapping or cathodic protection of the product is recommended. TX3® is a patent pending and Trademarked Product of Dresser Utility Solutions, Inc.



Dresser Pipeline Solutions
 1760 Haskell Road
 Olean, NY 14760
 P: 716-372-0160
 E: tps@dresserutility.com
 www.dresserutility.com/water

