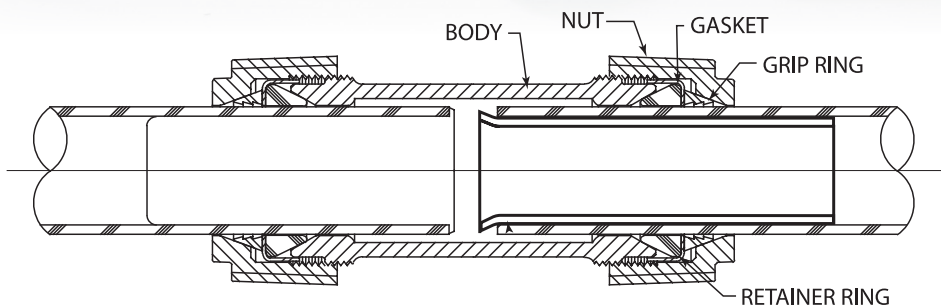


Style 90 “Universal”

Seal & Restraining Compression Couplings and Fittings for Gas Service

Make quick, reliable seal & restraining connections for any combination of Steel and PE Pipe!

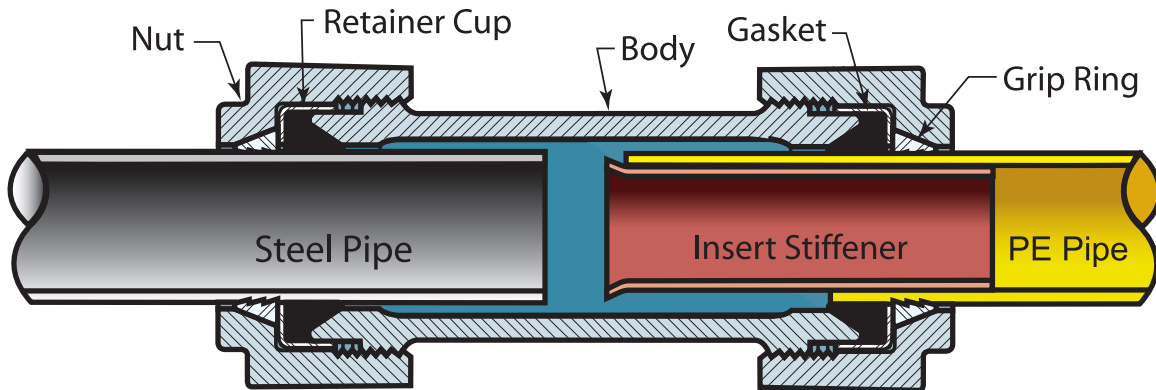


Dresser Style 90 Couplings and Fittings are 100% compliant to DOT 192.281(e)/ ASTM F1948 Category 1

Style 90 “Universal” Product Line



Dresser Style 90 “Universal” couplings and fittings create a seal & restraining connection when joining any combination of steel and polyethylene pipe!



There's no need for special tools or procedures with the Dresser “Universal” Style 90 product line. With minimal training, you can make quick, consistent and reliable joints on Steel to Steel, Steel to PE, or PE to PE pipe connections...using a common pipe wrench.

The “Universal” Style 90 is available in nominal IPS sizes 3/4”, 1”, 1-1/4”, 1-1/2” and 2”. Couplings can be ordered with either 5” or 10” middle rings. Also available are “Universal” ells, street tees, Tap-N-Valve® tees, reducing couplings, male adapters, line caps and curb valves.

Dresser furnishes insert stiffeners for PE pipe in all SDR sizes commonly used in gas piping systems. Properly assembled plastic pipe joints made with the Dresser “Universal” Style 90 product line meet or exceed the requirements of DOT 192.281(e), ASTM F1948 Category 1.

Positive Pipe Restraint...

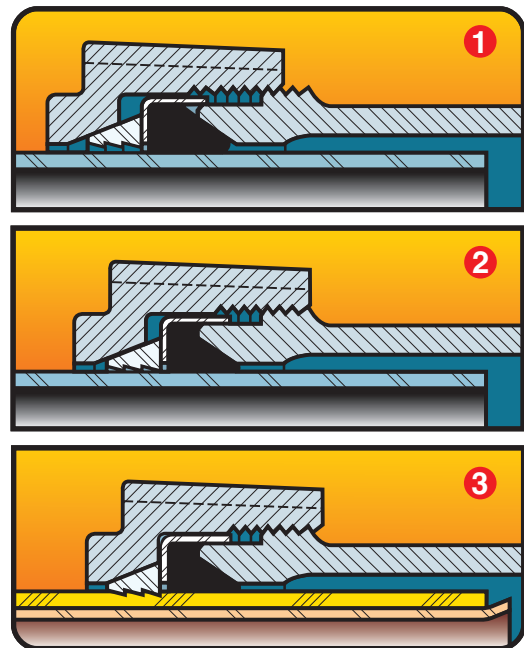
The “Universal” Style 90 locking design creates a positive pipe restraint. As the nut is tightened, it compresses the gasket, which forces the steel lock rings to collapse around the pipe end creating a strong grip. This gripping action actually increases as the pipe moves or attempts to pull out of the coupling.

Factory Applied Coatings...

“Universal” Style 90 couplings and fittings are supplied with black E-Coat as standard. Can also be supplied with Dresser AL-CLAD™ factory-applied plastisol coating, which offers quality and integrity no field coating can approach. Plus, high dielectric strength in cathodically protected systems, and resistance to soil stress and fungi.

NOTE: Never install these products before reading the Installation Instructions and Warnings.

Dresser Utility Solutions reserves the right to make changes in specifications and features shown herein, or discontinue the product described at any time without notice or obligation. Contact your Dresser Pipeline Solutions representative for the most current information.



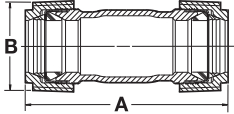
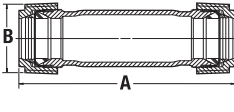
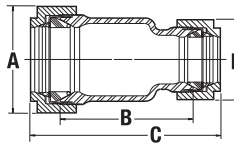
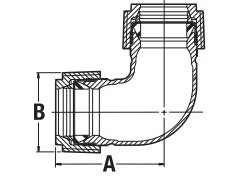
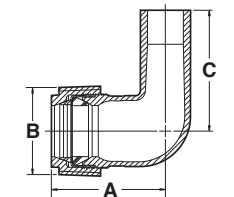
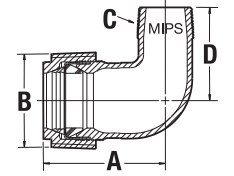
Illustrated above shows the Style 90 “Universal” end before tightening (1), after tightening onto steel pipe (2), and after tightening onto polyethylene pipe (3) .



UNIVERSAL STYLE 90 - Seal & Restraining Connections

For Joining Steel Pipe to Steel Pipe

Couplings, Reducing Couplings, Ells

Nominal Size (ID) (in.)	Outside Diameter (OD) (in.)	SDR	E-COAT Part Number	Plastisol Part Number	Overall Dimensions						Dimension Drawing
					A	B	C	D	E	F	
COUPLINGS WITH 5" MIDDLE RING — STEEL X STEEL											
3/4	1.050	--	0090-5001-632	0090-5001-278	6 ¹³ / ₁₆	2 ⁷ / ₃₂	--	--	--	--	
1	1.315	--	0090-5002-632	0090-5002-278	6 ¹³ / ₁₆	2 ⁹ / ₁₆	--	--	--		
1 1/4	1.660	--	0090-5003-632	0090-5003-278	6 ¹³ / ₁₆	3	--	--	--		
1 1/2	1.900	--	0090-5004-632	0090-5004-278	6 ⁷ / ₈	3 ³ / ₈	--	--	--		
2	2.375	--	0090-5005-632	0090-5005-278	7	4	--	--	--		
COUPLINGS WITH 10" MIDDLE RING — STEEL X STEEL											
3/4	1.050	--	0090-5026-632	0090-5026-278	11 ¹³ / ₁₆	2 ⁷ / ₃₂	--	--	--	--	
1	1.315	--	0090-5027-632	0090-5027-278	11 ¹³ / ₁₆	2 ⁹ / ₁₆	--	--	--		
1 1/4	1.660	--	0090-5028-632	0090-5028-278	11 ¹³ / ₁₆	3	--	--	--		
1 1/2	1.900	--	0090-5029-632	0090-5029-278	11 ⁷ / ₈	3 ³ / ₈	--	--	--		
2	2.375	--	0090-5030-632	0090-5030-278	12	4	--	--	--		
REDUCING COUPLINGS — STEEL X STEEL											
1 x 3/4	--	--	0090-5016-632	0090-5016-278	2 ⁹ / ₁₆	5	6 ⁷ / ₈	2 ¹ / ₄	--	--	
1 1/4 x 3/4	--	--	0090-5017-632	0090-5017-278	3	5	6 ⁷ / ₈	2 ¹ / ₄	--	--	
1 1/4 x 1	--	--	0090-5018-632	0090-5018-278	3	5	6 ⁷ / ₈	2 ⁹ / ₁₆	--	--	
1 1/2 x 1	--	--	0090-5020-632	0090-5020-278	3 ³ / ₈	5	6 ¹⁵ / ₁₆	2 ⁹ / ₁₆	--	--	
1 1/2 x 1 1/4	--	--	0090-5022-632	0090-5022-278	3 ³ / ₈	5	6 ¹⁵ / ₁₆	3	--	--	
2 x 1	--	--	0090-5024-632	0090-5024-278	4	5 1/2	7 1/2	2 ⁹ / ₁₆	--	--	
2 x 1 1/4	--	--	0090-5021-632	0090-5021-278	4	5	7	3	--	--	
2 x 1 1/2	--	--	0090-5025-632	0090-5025-278	4	5	7 1/16	3 ³ / ₈	--	--	
90° ELL — STEEL X STEEL											
3/4	1.050	--	0090-5214-632	0090-5214-278	3 ²⁵ / ₃₂	2 ⁷ / ₃₂	--	--	--	--	
1	1.315	--	0090-5216-632	0090-5216-278	3 ²⁷ / ₃₂	2 ⁹ / ₁₆	--	--	--		
1 1/4	1.660	--	0090-5218-632	0090-5218-278	3 ²⁹ / ₃₂	3	--	--	--		
2	2.375	--	0090-5222-632	0090-5222-278	4 ³ / ₄	4	--	--	--		
PLAIN END STREET ELL — STEEL X STEEL											
3/4	1.050	--	0090-5277-632	0090-5277-278	3 ²⁵ / ₃₂	2 ⁷ / ₃₂	3 ⁹ / ₁₆	--	--	--	
1	1.315	--	0090-5279-632	0090-5279-278	3 ²⁵ / ₃₂	2 ⁹ / ₁₆	3 ³ / ₈	--	--		
1 1/4	1.660	--	0090-5281-632	0090-5281-278	3 ²⁵ / ₃₂	3	4	--	--		
1 1/2	1.900	--	0090-5283-632	0090-5283-278	4 ¹ / ₂	3 ³ / ₈	4 ⁵ / ₁₆	--	--		
2	2.375	--	0090-5285-632	0090-5285-278	4 ⁵ / ₈	4	5 ¹ / ₈	--	--		
THREADED END STREET ELL — STEEL X STEEL											
1	1.315	--	0090-5291-632	0090-5291-278	3 ²⁵ / ₃₂	2 ⁹ / ₁₆	1	2 ⁵ / ₁₆	--	--	
1 1/4	1.660	--	0090-5293-632	0090-5293-278	3 ²⁵ / ₃₂	3	1 ¹ / ₄	2 ⁷ / ₈	--	--	
2	2.375	--	0090-5297-632	0090-5297-278	4 ⁵ / ₈	4	2	3 ¹ / ₂	--	--	

NOTE: For Anode Connector, change detail code to: -682 for E-Coat or -283 for Plastisol.

UNIVERSAL STYLE 90 - Seal & Restraining Connections

For Joining Steel Pipe to Steel Pipe

Street Tees, Compression Tees, Adapters and Line Caps

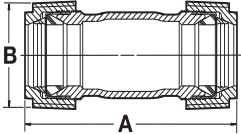
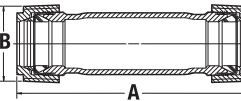
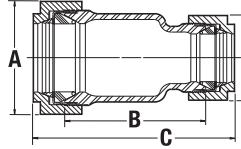
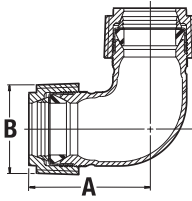
Nominal Size (ID) (in.)	Outside Diameter (OD) (in.)	SDR	E-COAT Part Number	Plastisol Part Number	Overall Dimensions						Dimension Drawing
					A	B	C	D	E	F	
STREET TEE (FIPS x MIPS x ID) — STEEL X STEEL											
3/4	1.050	--	0090-5327-632	0090-5327-278	3 ²⁵ / ₃₂	2 ⁷ / ₃₂	3/4	3/4	1 ¹⁵ / ₁₆	2 ¹ / ₁₆	
1	1.315	--	0090-5329-632	0090-5329-278	3 ²⁵ / ₃₂	2 ⁹ / ₁₆	1	1	1 ⁵ / ₈	2 ³ / ₄	
1 1/4	1.660	--	0090-5331-632	0090-5331-278	3 ²⁵ / ₃₂	3	1 1/4	1 1/4	1 ¹³ / ₁₆	2 ⁷ / ₈	
1 1/2	1.900	--	0090-5333-632	0090-5333-278	4 ¹ / ₂	3 ³ / ₈	1 1/2	1 1/2	2	3 ¹ / ₁₆	
2	2.375	--	0090-5335-632	0090-5335-278	4 ⁵ / ₈	4	2	2	2 ⁵ / ₁₆	3 ⁵ / ₁₆	
REDUCING STREET TEE (FIPS x MIPS x ID) — STEEL X STEEL											
1 1/4 x 1 1/4 x 1	--	--	0090-5453-632	0090-5453-278	3 ¹³ / ₃₂	2 ⁹ / ₁₆	1 1/4	1 1/4	1 ³ / ₄	2 ³ / ₄	
1 1/4 x 1 x 1 1/4	--	--	0090-5457-632	0090-5457-278	3 ²⁵ / ₃₂	3	1	1 1/4	1 ¹³ / ₁₆	2 ⁷ / ₈	
1 1/2 x 1 1/2 x 1 1/4	--	--	0090-5459-632	0090-5459-278	3 ²⁹ / ₃₂	3	1 1/2	1 1/2	2	2 ⁷ / ₈	
2 x 1 1/2 x 2	--	--	0090-5471-632	0090-5471-278	4 ⁵ / ₈	4	1 1/2	2	2 ⁵ / ₁₆	3 ⁵ / ₁₆	
ALL COMPRESSION TEE — STEEL X STEEL											
3/4	1.050	--	0090-5377-632	0090-5377-278	3 ²⁷ / ₃₂	2 ⁷ / ₃₂	--	--	--	--	
1	1.315	--	0090-5379-632	0090-5379-278	3 ²⁷ / ₃₂	2 ⁹ / ₁₆	--	--	--	--	
1 1/4	1.660	--	0090-5381-632	0090-5381-278	3 ²⁷ / ₃₂	3	--	--	--	--	
2	2.375	--	0090-5385-632	0090-5385-278	4 ³ / ₄	4	--	--	--	--	
MALE ADAPTER — STEEL X STEEL											
3/4	1.050	--	0090-5427-632	0090-5427-278	2 1/4	3 ¹³ / ₁₆	4 ¹³ / ₁₆	--	--	--	
1	1.315	--	0090-5429-632	0090-5429-278	2 ⁹ / ₁₆	3 ¹³ / ₁₆	4 ³ / ₄	--	--	--	
1 1/4	1.660	--	0090-5431-632	0090-5431-278	3	3 ⁷ / ₈	4 ¹³ / ₁₆	--	--	--	
2	2.375	--	0090-5435-632	0090-5435-278	4	4	5 ¹ / ₁₆	--	--	--	
LINE CAP — STEEL X STEEL											
3/4	1.050	--	0090-5076-632	0090-5076-278	3 1/4	2 ⁷ / ₃₂	--	--	--	--	
1	1.315	--	0090-5077-632	0090-5077-278	3 ¹¹ / ₁₆	2 ⁹ / ₁₆	--	--	--	--	
1 1/4	1.660	--	0090-5078-632	0090-5078-278	3 1/4	3	--	--	--	--	
1 1/2	1.900	--	0090-5079-632	0090-5079-278	3 1/4	3 ³ / ₈	--	--	--	--	
2	2.375	--	0090-5080-632	0090-5080-278	3 ⁹ / ₁₆	4	--	--	--	--	

NOTE: For Anode Connector, change detail code to: -682 for E-Coat or -283 for Plastisol.

UNIVERSAL STYLE 90 - Seal & Restraining Connections

For Joining Steel Pipe to IPS PE Pipe (One Insert Included)

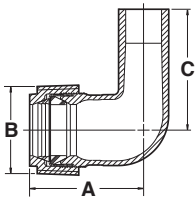
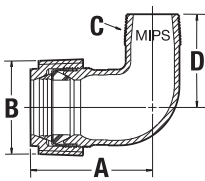
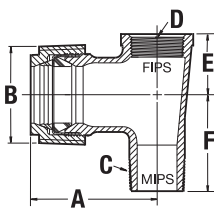
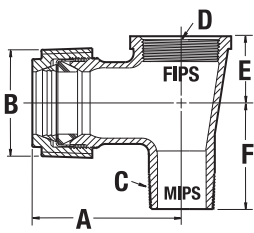
Couplings, Reducing Couplings, Ells

Nominal Size (ID) (in.)	Outside Diameter (OD) (in.)	SDR	E-Coat Part Number	Plastisol Part Number	Overall Dimensions						Dimension Drawing
					A	B	C	D	E	F	
COUPLINGS WITH 5" MIDDLE RING — STEEL X POLYETHYLENE											
3/4	1.050	11	0090-5102-636	0090-5102-279	6 ¹³ / ₁₆	2 ⁷ / ₃₂	--	--	--	--	
1	1.315	11	0090-5104-636	0090-5104-279	6 ¹³ / ₁₆	2 ⁹ / ₁₆	--	--	--	--	
1 1/4	1.660	10	0090-5105-636	0090-5105-279	6 ¹³ / ₁₆	3	--	--	--	--	
1 1/4	1.660	11	0090-5106-636	0090-5106-279	6 ¹³ / ₁₆	3	--	--	--	--	
1 1/2	1.900	11	0090-5108-636	0090-5108-279	6 ⁷ / ₈	3 ³ / ₈	--	--	--	--	
2	2.375	11	0090-5110-636	0090-5110-279	7	4	--	--	--	--	
COUPLINGS WITH 10" MIDDLE RING — STEEL X POLYETHYLENE											
3/4	1.050	11	0090-5127-636	0090-5127-279	11 ¹³ / ₁₆	2 ⁷ / ₃₂	--	--	--	--	
1	1.315	11	0090-5129-636	0090-5129-279	11 ¹³ / ₁₆	2 ⁹ / ₁₆	--	--	--	--	
1 1/4	1.660	9.3	0090-5132-636	0090-5132-279	11 ¹³ / ₁₆	3	--	--	--	--	
1 1/4	1.660	10	0090-5130-636	0090-5130-279	11 ¹³ / ₁₆	3	--	--	--	--	
1 1/4	1.660	11	0090-5131-636	0090-5131-279	11 ¹³ / ₁₆	3	--	--	--	--	
1 1/2	1.900	11	0090-5133-636	0090-5133-279	11 ⁷ / ₈	3 ³ / ₈	--	--	--	--	
2	2.375	9.3	0090-5136-636	0090-5136-279	12	4	--	--	--	--	
2	2.375	11	0090-5135-636	0090-5135-279	12	4	--	--	--	--	
REDUCING COUPLINGS — STEEL X POLYETHYLENE											
1 x 3/4	--	11	0090-5034-636	0090-5034-279	2 ⁹ / ₁₆	5	6 ⁷ / ₈	2 ¹ / ₄	--	--	
1 1/4 x 3/4	--	11	0090-5035-636	0090-5035-279	3	5	6 ⁷ / ₈	2 ¹ / ₄	--	--	
1 1/4 x 1	--	11	0090-5043-636	0090-5043-279	3	5	6 ⁷ / ₈	2 ⁹ / ₁₆	--	--	
1 1/2 x 1 1/4	--	10	0090-5047-636	0090-5047-279	3 ³ / ₈	5	6 ¹⁵ / ₁₆	3	--	--	
1 1/2 x 1 1/4	--	11	0090-5048-636	0090-5048-279	3 ³ / ₈	5	6 ¹⁵ / ₁₆	3	--	--	
2 x 1	--	11	0090-5038-636	0090-5038-279	4	5 1/2	7 1/2	2 ⁹ / ₁₆	--	--	
2 x 1 1/4	--	10	0090-5040-636	0090-5040-279	4	5	7	3	--	--	
2 x 1 1/4	--	11	0090-5041-636	0090-5041-279	4	5	7	3	--	--	
2 x 1 1/2	--	11	0090-5042-636	0090-5042-279	4	5	7 1/16	3 ³ / ₈	--	--	
90° ELL — STEEL X POLYETHYLENE											
3/4	1.050	11	0090-5252-636	0090-5252-279	3 ²⁵ / ₃₂	2 ⁷ / ₃₂	--	--	--	--	
1	1.315	11	0090-5254-636	0090-5254-279	3 ²⁷ / ₃₂	2 ⁹ / ₁₆	--	--	--	--	
1 1/4	1.660	10	0090-5256-636	0090-5256-279	3 ²⁹ / ₃₂	3	--	--	--	--	
1 1/4	1.660	11	0090-5257-636	0090-5257-279	3 ²⁹ / ₃₂	3	--	--	--	--	
2	2.375	11	0090-5261-636	0090-5261-279	4 ³ / ₄	4	--	--	--	--	

NOTE: For Anode Connector SxP, change detail code to: -683 for E-Coat or -284 for Plastisol.

UNIVERSAL STYLE 90 - Seal & Restraining Connections

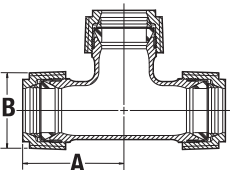
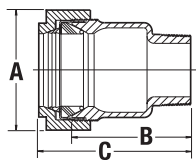
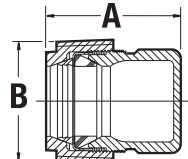
For Joining Steel Pipe to IPS PE Pipe (One Insert Included) Street Ells and Street Tees

Nominal Size (ID) (in.)	Outside Diameter (OD) (in.)	SDR	E-Coat Part Number	Plastisol Part Number	Overall Dimensions						Dimension Drawing
					A	B	C	D	E	F	
PLAIN END STREET ELL -- STEEL X POLYETHYLENE -- SEAL & RESTRAINT											
3/4	1.050	11	0090-5302-636	0090-5302-279	3 ²⁵ / ₃₂	2 ⁷ / ₃₂	3 ⁹ / ₁₆	--	--	--	
1	1.315	11	0090-5304-636	0090-5304-279	3 ²⁵ / ₃₂	2 ⁹ / ₁₆	3 ³ / ₈	--	--	--	
1 1/4	1.660	10	0090-5305-636	0090-5305-279	3 ²⁵ / ₃₂	3	4	--	--	--	
1 1/4	1.660	11	0090-5306-636	0090-5306-279	3 ²⁵ / ₃₂	3	4	--	--	--	
2	2.375	11	0090-5310-636	0090-5310-279	4 ⁵ / ₈	4	5 1/8	--	--	--	
THREADED END STREET ELL -- STEEL X POLYETHYLENE											
1 1/4	1.660	9.3	0090-5319-636	0090-5319-279	3 ²⁵ / ₃₂	3	1 1/4	2 ⁷ / ₈	--	--	
1 1/2	1.900	11	0090-5320-636	0090-5320-279	4 ¹ / ₂	3 ³ / ₈	1 1/2	2 ⁷ / ₈	--	--	
2	2.375	11	0090-5322-636	0090-5322-279	4 ⁵ / ₈	4	2	3 1/2	--	--	
STREET TEE -- STEEL X POLYETHYLENE											
3/4	1.050	11	0090-5352-636	0090-5352-279	3 ²⁵ / ₃₂	2 ⁷ / ₃₂	3/4	3/4	1 ¹⁵ / ₁₆	2 ¹ / ₁₆	
1	1.315	11	0090-5354-636	0090-5354-279	3 ²⁵ / ₃₂	2 ⁹ / ₁₆	1	1	1 ⁵ / ₈	2 ³ / ₄	
1 1/4	1.660	10	0090-5355-636	0090-5355-279	3 ²⁵ / ₃₂	3	1 1/4	1 1/4	1 ¹³ / ₁₆	2 ⁷ / ₈	
2	2.375	11	0090-5360-636	0090-5360-279	4 ⁵ / ₈	4	2	2	2 ⁵ / ₁₆	3 ⁵ / ₁₆	
REDUCING STREET TEE (FIPS x MIPS x I.D.) -- STEEL X POLYETHYLENE											
1 1/4 x 1 1/4 x 1	--	11	0090-5477-636	0090-5477-279	3 ¹³ / ₃₂	2 ⁹ / ₁₆	1 1/4	1 1/4	1 ³ / ₄	2 ³ / ₄	
1 1/4 x 1 x 1 1/4	--	11	0090-5482-636	0090-5482-279	3 ²⁵ / ₃₂	3	1	1 1/4	1 ¹³ / ₁₆	2 ⁷ / ₈	
1 1/2 x 1 1/2 x 1 1/4	--	9.3	0090-5487-636	0090-5487-279	3 ²⁹ / ₃₂	3	1 1/2	1 1/2	2	2 ⁷ / ₈	
1 1/2 x 1 1/2 x 1 1/4	--	10	0090-5485-636	0090-5485-279	3 ²⁹ / ₃₂	3	1 1/2	1 1/2	2	2 ⁷ / ₈	
1 1/2 x 1 1/2 x 1 1/4	--	11	0090-5486-636	0090-5486-279	3 ²⁹ / ₃₂	3	1 1/2	1 1/2	2	2 ⁷ / ₈	

NOTE: For Anode Connector, change detail code to: -682 for E-Coat or -283 for Plastisol.

UNIVERSAL STYLE 90 - Seal & Restraining Connections

For Joining Steel Pipe to IPS PE Pipe (One Insert Included) Compression Tees, Adapters and Line Caps

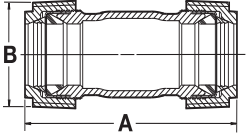
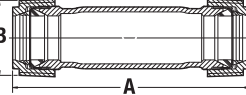
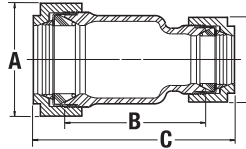
Nominal Size (ID) (in.)	Outside Diameter (OD) (in.)	SDR	E-Coat Part Number	Plastisol Part Number	Overall Dimensions						Dimension Drawing
					A	B	C	D	E	F	
ALL COMPRESSION TEE — STEEL X POLYETHYLENE											
3/4	1.050	11	0090-5402-636	0090-5402-279	3 ²⁷ / ₃₂	2 ⁷ / ₃₂	--	--	--	--	
1	1.315	11	0090-5404-636	0090-5404-279	3 ²⁷ / ₃₂	2 ⁹ / ₁₆	--	--	--	--	
1 1/4	1.660	10	0090-5405-636	0090-5405-279	3 ²⁷ / ₃₂	3	--	--	--	--	
1 1/4	1.660	11	0090-5406-636	0090-5406-279	3 ²⁷ / ₃₂	3	--	--	--	--	
1 1/2	1.900	11	0090-5408-636	0090-5408-279	4 ⁵ / ₈	3 ³ / ₈	--	--	--	--	
2 x 2 x 1 1/4	2.375	10	0090-5702-636	0090-5702-279	4 ³ / ₄	4	--	--	--	--	
2 x 2 x 1 1/4	2.375	11	0090-5703-636	0090-5703-279	4 ³ / ₄	4	--	--	--	--	
2	2.375	11	0090-5410-636	0090-5410-279	4 ³ / ₄	4	--	--	--	--	
MALE ADAPTER* — STEEL X POLYETHYLENE											
3/4	1.050	11	0090-5439-636	0090-5439-279	2 ¹ / ₄	3 ¹³ / ₁₆	4 ¹³ / ₁₆	--	--	--	
1	1.315	11	0090-5441-636	0090-5441-279	2 ⁹ / ₁₆	3 ¹³ / ₁₆	4 ³ / ₄	--	--	--	
1 1/4	1.660	10	0090-5442-636	0090-5442-279	3	3 ⁷ / ₈	4 ¹³ / ₁₆	--	--	--	
1 1/4	1.660	11	0090-5443-636	0090-5443-279	3	3 ⁷ / ₈	4 ¹³ / ₁₆	--	--	--	
2	2.375	11	0090-5447-636	0090-5447-279	4	4	5 ¹ / ₁₆	--	--	--	
LINE CAP* — STEEL X POLYETHYLENE											
3/4	1.050	11	0090-5087-636	0090-5087-279	3 ¹ / ₄	2 ⁷ / ₃₂	--	--	--	--	
1	1.315	11	0090-5089-636	0090-5089-279	3 ¹¹ / ₁₆	2 ⁹ / ₁₆	--	--	--	--	
1 1/4	1.660	10	0090-5091-636	0090-5091-279	3 ¹ / ₄	3	--	--	--	--	
1 1/4	1.660	11	0090-5092-636	0090-5092-279	3 ¹ / ₄	3	--	--	--	--	
2	2.375	11	0090-5096-636	0090-5096-279	3 ⁹ / ₁₆	4	--	--	--	--	

*NOTE: For Anode Connector SxP, change detail code to: -683 for E-Coat or -284 for Plastisol.

UNIVERSAL STYLE 90 - Seal & Restraining Connections

For Joining IPS PE Pipe to IPS PE Pipe (Inserts Included)

Couplings, Reducing Couplings

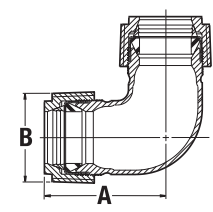
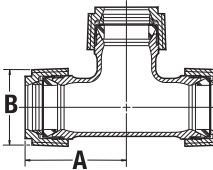
Nominal Size (ID) (in.)	Outside Diameter (OD) (in.)	SDR	E-Coat Part Number	Plastisol Part Number	Overall Dimensions						Dimension Drawing
					A	B	C	D	E	F	
COUPLINGS WITH 5" MIDDLE RING — POLYETHYLENE X POLYETHYLENE											
3/4	1.050	11 x 11	0090-5114-637	0090-5114-281	6 ¹³ / ₁₆	2 ⁷ / ₃₂	--	--	--	--	
1	1.315	11 x 11	0090-5116-637	0090-5116-281	6 ¹³ / ₁₆	2 ⁹ / ₁₆	--	--	--	--	
1 1/4	1.660	10 x 10	0090-5117-637	0090-5117-281	6 ¹³ / ₁₆	3	--	--	--	--	
1 1/4	1.660	10 x 11	0090-5733-637	0090-5733-281	6 ¹³ / ₁₆	3	--	--	--	--	
1 1/4	1.660	11 x 11	0090-5118-637	0090-5118-281	6 ¹³ / ₁₆	3	--	--	--	--	
1 1/2	1.900	11 x 11	0090-5120-637	0090-5120-281	6 ⁷ / ₈	3 ³ / ₈	--	--	--	--	
2	2.375	11 x 11	0090-5122-637	0090-5122-281	7	4	--	--	--	--	
COUPLINGS WITH 10" MIDDLE RING - POLYETHYLENE X POLYETHYLENE											
3/4	1.050	11 x 11	0090-5139-637	0090-5139-281	11 ¹³ / ₁₆	2 ⁷ / ₃₂	--	--	--	--	
1	1.315	11 x 11	0090-5141-637	0090-5141-281	11 ¹³ / ₁₆	2 ⁹ / ₁₆	--	--	--	--	
1 1/4	1.660	10 x 10	0090-5142-637	0090-5142-281	11 ¹³ / ₁₆	3	--	--	--	--	
1 1/4	1.660	10 x 11	0090-5743-637	0090-5743-281	11 ¹³ / ₁₆	3	--	--	--	--	
1 1/4	1.660	11 x 11	0090-5143-637	0090-5143-281	11 ¹³ / ₁₆	3	--	--	--	--	
1 1/2	1.900	11 x 11	0090-5145-637	0090-5145-281	11 ⁷ / ₈	3 ³ / ₈	--	--	--	--	
2	2.375	11 x 11	0090-5147-637	0090-5147-281	12	4	--	--	--	--	
REDUCING COUPLINGS — POLYETHYLENE X POLYETHYLENE											
1 x 3/4	--	11 x 11	0090-5502-637	0090-5502-281	2 ⁹ / ₁₆	5	6 ⁷ / ₈	2 ¹ / ₄	--	--	
1 1/4 x 3/4	--	10 x 11	0090-5504-637	0090-5504-281	3	5	6 ⁷ / ₈	2 ¹ / ₄	--	--	
1 1/4 x 3/4	--	11 x 11	0090-5505-637	0090-5505-281	3	5	6 ⁷ / ₈	2 ¹ / ₄	--	--	
1 1/4 x 1	--	11 x 11	0090-5511-637	0090-5511-281	3	5	6 ⁷ / ₈	2 ⁹ / ₁₆	--	--	
1 1/2 x 1	--	11 x 11	0090-5514-637	0090-5514-281	3 ³ / ₈	5	6 ¹⁵ / ₁₆	2 ⁹ / ₁₆	--	--	
1 1/2 x 1 1/4	--	11 x 10	0090-5516-637	0090-5516-281	3 ³ / ₈	5	6 ¹⁵ / ₁₆	3	--	--	
1 1/2 x 1 1/4	--	11 x 11	0090-5517-637	0090-5517-281	3 ³ / ₈	5	6 ¹⁵ / ₁₆	3	--	--	
2 x 3/4	--	9.3 x 11	0090-5518-637	0090-5518-281	4	4 ⁷ / ₈	6 ⁷ / ₈	2 ¹ / ₄	--	--	
2 x 1 1/4	--	11 x 10	0090-5071-637	0090-5071-281	4	5	7	3	--	--	
2 x 1 1/4	--	11 x 11	0090-5072-637	0090-5072-281	4	5	7	3	--	--	
2 x 1 1/2	--	11 x 11	0090-5529-637	0090-5529-281	4	5	7 ¹ / ₁₆	3 ³ / ₈	--	--	

*NOTE: For Anode Connector change detail code to: -683 for E-Coat or -284 for Plastisol.

UNIVERSAL STYLE 90 - Seal & Restraining Connections

For Joining IPS PE Pipe to IPS PE Pipe (Inserts Included)

Ells and Tees

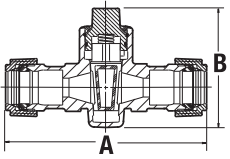
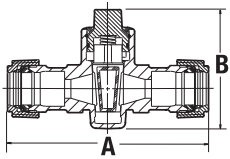
Nominal Size (ID) (in.)	Outside Diameter (OD) (in.)	SDR	E-Coat Part Number	Plastisol Part Number	Overall Dimensions						Dimension Drawing
					A	B	C	D	E	F	
90° ELL — POLYETHYLENE X POLYETHYLENE											
3/4	1.050	11 x 11	0090-5264-637	0090-5264-281	3 ²⁵ / ₃₂	2 ⁷ / ₃₂	--	--	--	--	
1	1.315	11 x 11	0090-5266-637	0090-5266-281	3 ²⁷ / ₃₂	2 ⁹ / ₁₆	--	--	--	--	
1 ¹ / ₄	1.660	10 x 10	0090-5268-637	0090-5268-281	3 ²⁹ / ₃₂	3	--	--	--	--	
1 ¹ / ₄	1.660	10 x 11	0090-5768-637	0090-5768-281	3 ²⁹ / ₃₂	3	--	--	--	--	
1 ¹ / ₄	1.660	11 x 11	0090-5269-637	0090-5269-281	3 ²⁹ / ₃₂	3	--	--	--	--	
1 ¹ / ₂	1.900	11 x 11	0090-5271-637	0090-5271-281	4 ⁵ / ₈	3 ³ / ₈	--	--	--	--	
2	2.375	11 x 11	0090-5273-637	0090-5273-281	4 ³ / ₄	4	--	--	--	--	
ALL COMPRESSION TEE** — POLYETHYLENE x POLYETHYLENE											
3/4	1.050	11x11x11	0090-5414-669	0090-5414-292	3 ²⁷ / ₃₂	2 ⁷ / ₃₂	--	--	--	--	
1	1.315	11 x 11 x 11	0090-5416-669	0090-5416-292	3 ²⁷ / ₃₂	2 ⁹ / ₁₆	--	--	--	--	
1 ¹ / ₄	1.660	10 x 10 x 10	0090-5417-669	0090-5417-292	3 ²⁷ / ₃₂	3	--	--	--	--	
1 ¹ / ₄	1.660	10 x 10 x 11	0090-5783-669	0090-5783-292	3 ²⁷ / ₃₂	3	--	--	--	--	
1 ¹ / ₄	1.660	11 x 11 x 11	0090-5418-669	0090-5418-292	3 ²⁷ / ₃₂	3	--	--	--	--	
1 ¹ / ₄	1.660	11 x 11 x 10	0090-5785-669	0090-5785-292	3 ²⁷ / ₃₂	3	--	--	--	--	
2 x 2 x 1 ¹ / ₄	2.375	11 x 11 x 10	0090-5815-669	0090-5815-292	4 ³ / ₄	4	--	--	--	--	
2	2.375	11 x 11 x 11	0090-5422-669	0090-5422-292	4 ³ / ₄	4	--	--	--	--	

*NOTE: For Anode Connector change detail code to: -683 for E-Coat or -284 for Plastisol.

Meter Valves with Style 90 Universal Ends - Seal & Restraining

For Steel to Steel Pipe Connections

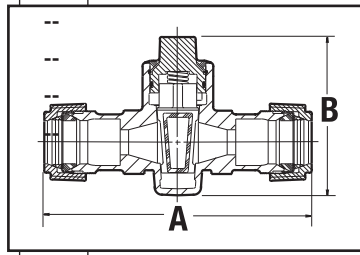
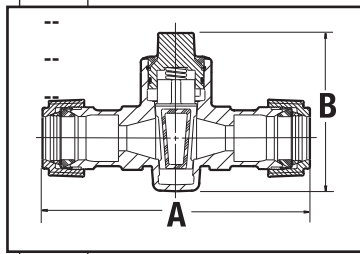
STYLE 175 METER/CURB VALVES

Nominal Size (ID) (in.)	Outside Diameter (OD) (in.)	SDR	E-Coat Part Number	Plastisol Part Number	Overall Dimensions						Dimension Drawing
					A	B	C	D	E	F	
STYLE 175* VALVE WITH UNIVERSAL STYLE 90 ENDS - 360° OPERATION - STEEL x STEEL SEAL & RESTRAINT											
3/4	1.050	--	0175-0852-164	0175-0852-202	83/4	5	--	--	--	--	
1	1.315	--	0175-0853-164	0175-0853-202	91/2	5	--	--	--		
1 1/4	1.660	--	0175-0854-164	0175-0854-202	93/4	6	--	--	--		
1 1/2	1.900	--	0175-0855-164	0175-0855-202	101/2	6	--	--	--		
2	2.375	--	0175-0856-164	0175-0856-202	103/4	7	--	--	--		
STYLE 175* VALVE WITH UNIVERSAL STYLE 90 ENDS - 90° OPEN LEFT OPERATION - STEEL x STEEL SEAL & RESTRAINT											
3/4	1.050	--	0175-0865-164	0175-0865-202	83/4	5	--	--	--	--	
1	1.315	--	0175-0866-164	0175-0866-202	91/2	5	--	--	--		
1 1/4	1.660	--	0175-0867-164	0175-0867-202	93/4	6	--	--	--		
1 1/2	1.900	--	0175-0868-164	0175-0868-202	101/2	6	--	--	--		
2	2.375	--	0175-0869-164	0175-0869-202	103/4	7	--	--	--		

* NOTE: For Anode Connector Style 175 SxS, change detail code to: -168 for E-Coat or -204 for Plastisol.

For Steel to IPS PE Pipe Connections

STYLE 175 METER/CURB VALVES

Nominal Size (ID) (in.)	Outside Diameter (OD) (in.)	SDR	E-Coat Part Number	Plastisol Part Number	Overall Dimensions						Dimension Drawing
					A	B	C	D	E	F	
STYLE 175** VALVE WITH UNIVERSAL STYLE 90 ENDS - 360° OPERATION - STEEL x POLYETHYLENE SEAL & RESTRAINT											
1	1.315	11	0175-0878-165	0175-0878-203	9 ¹ / ₂	5	--	--	--	--	
1 1/4	1.660	10	0175-0884-165	0175-0884-203	9 ³ / ₄	6	--	--	--		
1 1/2	1.900	11	0175-0880-165	0175-0880-203	10 ¹ / ₂	6	--	--	--		
2	2.375	11	0175-0881-165	0175-0881-203	10 ³ / ₄	7	--	--	--		
STYLE 175** VALVE WITH UNIVERSAL STYLE 90 ENDS - 90° OPEN LEFT OPERATION - STEEL x POLYETHYLENE SEAL & RESTRAINT											
1 1/4	1.660	11	0175-0890-165	0175-0890-203	9 ³ / ₄	6	--	--	--	--	
1 1/2	1.900	11	0175-0891-165	0175-0891-203	10 ¹ / ₂	6	--	--	--		
2	2.375	11	0175-0892-165	0175-0892-203	10 ³ / ₄	7	--	--	--		

** NOTE: For Anode Connector Style 175 SxP, change detail code to: -169 for E-Coat or -205 for Plastisol.

Meter Valves with Style 90 Universal Ends - Seal & Restraining

For IPS PE to IPS PE Pipe Connections

STYLE 175 METER/CURB VALVES

Nominal Size (ID) (in.)	Outside Diameter (OD) (in.)	SDR	E-Coat Part Number	Plastisol Part Number	Overall Dimensions						Dimension Drawing
					A	B	C	D	E	F	
STYLE 175* VALVE WITH UNIVERSAL STYLE 90 ENDS - 360° OPERATION - PE x PE SEAL & RESTRAINT											
1 1/4	1.660	10	0175-0909-166	0175-0909-204	9 ³ / ₄	6	--	--	--	--	
1 1/4	1.660	11	0175-0904-166	0175-0904-204	9 ³ / ₄	6	--	--	--	--	
2	2.375	11	0175-0906-166	0175-0906-204	10 ³ / ₄	7	--	--	--	--	
STYLE 175* VALVE WITH UNIVERSAL STYLE 90 ENDS - 90° OPEN-LEFT OPERATION - PE x PE SEAL & RESTRAINT											
1 1/4	1.660	10	0175-0921-166	0175-0921-204	9 ³ / ₄	6	--	--	--	--	
1 1/4	1.660	11	0175-0916-166	0175-0916-204	9 ³ / ₄	6	--	--	--	--	
2	2.375	11	0175-0918-166	0175-0918-204	10 ³ / ₄	7	--	--	--	--	

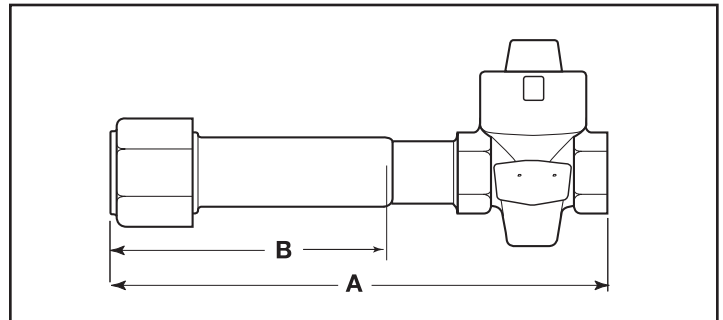
* NOTE: For Anode Connector Style 175 PxP, change detail code to: -171 for E-Coat or -249 for Plastisol.

For Replacement of Existing Threaded or Compression Curb Valves

STYLE 175 CUT-IN VALVES

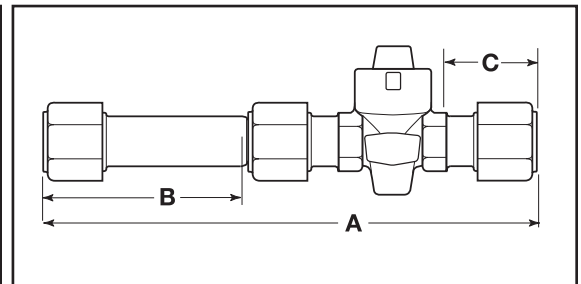
Available with Universal 90 X 90, and FIPS X 90 Configurations

FIPS x Compression End Configuration			
Nom. Size (in.)	A Length	B Cut-In Adapter Depth (in.)	Part Number
3/4"	10-1/2	5	0175-0021-490
1"	11-1/8	5	0175-0021-500
1-1/4"	12-3/8	5	0175-0021-510
1-1/2"	12-3/4	5	0175-0021-520



Style 175 "Cut-In" Curb Valve Specifications (With Universal 90 X 90 Compression Ends)

Compression x Compression End Configuration				
Nom. Size (in.)	A Length	B Cut-In Adapter Depth (in.)	C Pipe Entrance Depth (in.)	Part Number
3/4"	14-1/4	5	2-1/2	0175-0001-440
1-1/4"	14-3/4	5	2-3/4	0175-0001-360
2"	15-3/4	5	2-3/4	0175-0001-480

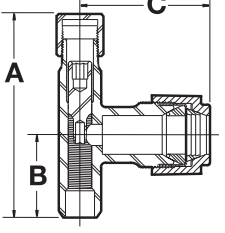
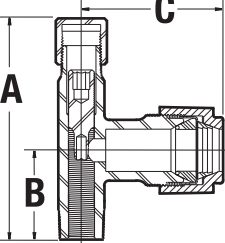


NOTE: For Anode Connector, change detail code to: -682 for E-Coat or -283 for Plastisol.

Service Tees with Style 90 Universal Outlet - Seal & Restraining

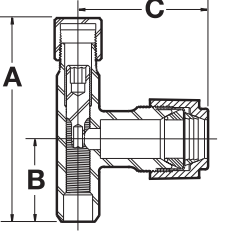
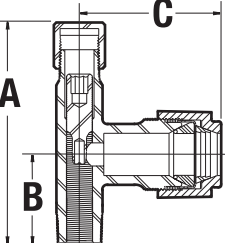
For Steel to Steel Pipe Connections

TAP-N-VALVE TEES (Weld and MIPS)

Nominal Size (ID) (in.)	Outside Diameter (OD) (in.)	SDR	Outlet Size (in.)	Tapping Tool (in.)	Part Number	Overall Dimensions						Dimension Drawing
						A	B	C	D	E	F	
STYLE 90 TAP-N-VALVE TEE WITH UNIVERSAL STYLE 90 OUTLET - STEEL X STEEL SEAL & RESTRAINT												
3/4 WELD	1.050	--	3/4	3/8	0090-5553-671	5 1/2	2 5/16	3 9/16	--	--	--	
3/4 WELD	1.050	--	1	3/8	0090-5554-671	5 1/2	2 5/16	3 9/16	--	--	--	
1 MIPS	1.315	--	3/4	3/8	0090-5558-671	5 1/2	2 5/16	3 9/16	--	--	--	

For Steel to IPS PE Pipe Connections

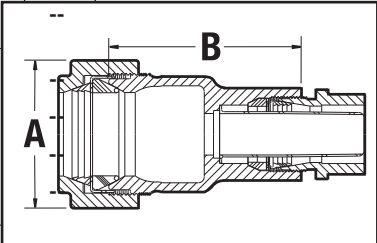
TAP-N-VALVE TEES (Weld and MIPS)

Nominal Size (ID) (in.)	Outside Diameter (OD) (in.)	SDR	Outlet Size (in.)	Tapping Tool (in.)	Part Number	Overall Dimensions						Dimension Drawing
						A	B	C	D	E	F	
STYLE 90 TAP-N-VALVE TEE WITH UNIVERSAL STYLE 90 OUTLET - STEEL X POLYETHYLENE SEAL & RESTRAINT												
3/4 WELD	1.050	11	3/4	3/8	0090-5565-674	5 1/2	2 5/16	3 9/16	--	--	--	
3/4 WELD	1.050	11	1	3/8	0090-5567-674	5 1/2	2 5/16	3 9/16	--	--	--	
1 MIPS	1.315	11	3/4	3/8	0090-5571-674	5 1/2	2 5/16	3 9/16	--	--	--	

Style 90 Universal End X Style 501 SEAL-PLUS Compression End

For Joining Steel Pipe to Copper Tube Size PE Pipe (One Insert Included)

Transition Couplings - Seal & Restraining

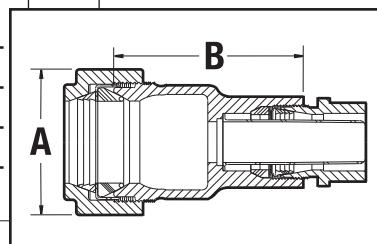
Universal St. 90 End (ID) (in.)	SDR	Style 501 End (OD) (in.)	Tubing Wall	E-Coat Part Number	Plastisol Part Number	Overall Dimensions				Dimension Dwg.
						A	B	C	D	
TRANSITION COUPLING - UNIVERSAL STYLE 90 x STYLE 501 - STEEL X POLYETHYLENE										
3/4	--	5/8	.062	0090-5601-677	0090-5601-296	27/32	4	--	--	<div style="border: 1px solid black; padding: 5px; width: fit-content; margin: auto;"> <p>NOTE: THIS PRODUCT PROVIDES A PRESSURE SEAL ONLY!</p>  </div>
3/4	--	5/8	.090	0090-5602-677	0090-5602-296	27/32	4	--	--	
3/4	--	1 1/8	.090	0090-5604-677	0090-5604-296	27/32	4	--	--	
3/4	--	1 1/8	.099	0090-5605-677	0090-5605-296	27/32	4	--	--	
1	--	5/8	.090	0090-5610-677	0090-5610-296	29/16	4	--	--	
1	--	1 1/8	.090	0090-5612-677	0090-5612-296	29/16	4	--	--	
1	--	1 1/8	.099	0090-5613-677	0090-5613-296	29/16	4	--	--	
1 1/4	--	5/8	.090	0090-5618-677	0090-5618-296	3	4	--	--	
1 1/4	--	1 1/8	.090	0090-5619-677	0090-5619-296	3	4	--	--	
1 1/4	--	1 1/8	.099	0090-5620-677	0090-5620-296	3	4	--	--	
1 1/4	--	1 3/8	.090	0090-5622-677	0090-5622-296	3	4	--	--	
1 1/2	--	1 1/8	.090	0090-5626-677	0090-5626-296	3 3/8	4	--	--	
1 1/2	--	1 1/8	.099	0090-5627-677	0090-5627-296	3 3/8	4	--	--	
1 1/2	--	1 3/8	.090	0090-5631-677	0090-5631-296	3 3/8	4 1/2	--	--	
2	--	1 3/8	.121	0090-5641-677	0090-5641-296	4	6 1/4	--	--	

For Joining IPS PE Pipe to Copper Tube Size PE Pipe (Inserts Included)

Transition Couplings - Seal & Restraining

NOTE: THIS PRODUCT PROVIDES A PRESSURE

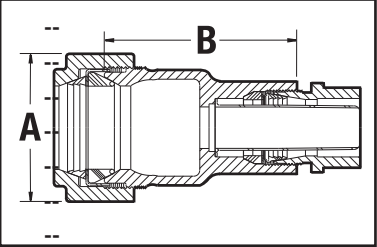
SEAL ONLY!

Universal St. 90 End (ID) (in.)	SDR	Style 501 End (OD) (in.)	Tubing Wall	E-Coat Part Number	Plastisol Part Number	Overall Dimensions				Dimension Dwg.
						A	B	C	D	
TRANSITION COUPLING - UNIVERSAL STYLE 90 END x STYLE 501 END - POLYETHYLENE x POLYETHYLENE										
3/4	11	5/8	.090	0090-5827-678	0090-5827-297	27/32	4	--	--	<div style="border: 1px solid black; padding: 5px; width: fit-content; margin: auto;">  </div>
3/4	11	1 1/8	.090	0090-5829-678	0090-5829-297	27/32	4	--	--	
3/4	11	1 1/8	.099	0090-5830-678	0090-5830-297	27/32	4	--	--	
3/4	11	1 1/8	.121	0090-5831-678	0090-5831-297	27/32	4	--	--	
Cont'd on next page										

Style 90 Universal End X Style 501 SEAL-PLUS Compression End

For Joining IPS PE Pipe to Copper Tube Size PE Pipe (Inserts Included)

Transition Couplings (Continued from Page 11)

Universal St. 90 End (ID) (in.)	SDR	Style 501 End (OD) (in.)	Tubing Wall	E-Coat Part Number	Plastisol Part Number	Overall Dimensions				Dimension Dwg.
						A	B	C	D	
TRANSITION COUPLING* - UNIVERSAL STYLE 90 END x STYLE 501 END - POLYETHYLENE x POLYETHYLENE										
1	11	5/8	.090	0090-5837-678	0090-5837-297	2 ³ / ₄	4	--	--	 <p style="text-align: center; font-weight: bold; margin-top: 10px;">NOTE: THIS PRODUCT PROVIDES A PRESSURE SEAL ONLY!</p>
1	11	1 ¹ / ₈	.090	0090-5843-678	0090-5843-297	2 ³ / ₄	4	--	--	
1	11	1 ¹ / ₈	.099	0090-5844-678	0090-5844-297	2 ³ / ₄	4	--	--	
1	11	1 ¹ / ₈	.121	0090-5845-678	0090-5845-297	2 ³ / ₄	4	--	--	
1 ¹ / ₄	10	5/8	.090	0090-5886-678	0090-5886-297	3	4	--	--	
1 ¹ / ₄	11	5/8	.090	0090-5888-678	0090-5888-297	3	4	--	--	
1 ¹ / ₄	10	1 ¹ / ₈	.090	0090-5857-678	0090-5857-297	3	4	--	--	
1 ¹ / ₄	10	1 ¹ / ₈	.099	0090-5858-678	0090-5858-297	3	4	--	--	
1 ¹ / ₄	11	1 ¹ / ₈	.090	0090-5860-678	0090-5860-297	3	4	--	--	
1 ¹ / ₄	11	1 ¹ / ₈	.099	0090-5861-678	0090-5861-297	3	4	--	--	
1 ¹ / ₄	11	1 ¹ / ₈	.121	0090-5862-678	0090-5862-297	3	4	--	--	
1 ¹ / ₄	10	1 ³ / ₈	.090	0090-5865-678	0090-5865-297	3	4	--	--	
1 ¹ / ₄	11	1 ³ / ₈	.090	0090-5867-678	0090-5867-297	3	4	--	--	
1 ¹ / ₄	11	1 ³ / ₈	.121	0090-5868-678	0090-5868-297	3	4	--	--	
1 ¹ / ₂	11	1 ¹ / ₈	.090	0090-5871-678	0090-5871-297	3 ¹ / ₂	4	--	--	
1 ¹ / ₂	11	1 ¹ / ₈	.099	0090-5872-678	0090-5872-297	3 ¹ / ₂	4	--	--	
1 ¹ / ₂	11	1 ³ / ₈	.090	0090-5874-678	0090-5874-297	3 ¹ / ₂	4 ¹ / ₂	--	--	
2	11	1 ¹ / ₈	.090	0090-5879-678	0090-5879-297	3 ¹¹ / ₁₆	6 ¹ / ₄	--	--	
2	11	1 ¹ / ₈	.099	0090-5880-678	0090-5880-297	3 ¹¹ / ₁₆	6 ¹ / ₄	--	--	
2	11	1 ¹ / ₈	.121	0090-5881-678	0090-5881-297	3 ¹¹ / ₁₆	6 ¹ / ₄	--	--	
2	11	1 ³ / ₈	.090	0090-5884-678	0090-5884-297	3 ¹¹ / ₁₆	6 ¹ / ₄	--	--	

Style 90 Universal - Seal & Restraining Connections

DRESSER Insert Stiffeners

Use 4" long inserts with 5" middle rings; 7" long inserts with 10" middle rings

Nominal Size (ID) (in.)	SDR	Length	Part Number	Nominal Size (ID) (in.)	SDR	Length	Part Number
DRESSER® INSERT STIFFENERS				DRESSER® INSERT STIFFENERS			
3/4	11	4"	2090-0826-014	1 1/2	11	4"	2090-0837-014
3/4	11	7"	2090-0827-014				
1	11	4"	2090-0828-014	2	11	4"	2090-0841-014
1 1/4	10	4"	2090-0834-016				
1 1/4	10	7"	2700-1104-003	2	11	7"	2700-0109-001
1 1/4	11	4"	2090-0832-014				
1 1/4	11	7"	2090-0833-014				

Dresser Pipeline Solutions

41 Fisher Avenue
Bradford, PA 16701
T: 814.362.9300
F: 814.362.9344

© 2022 Natural Gas Solutions North America, LLC – All rights reserved.
Dresser Utility Solutions reserves the right to make changes in specifications and features shown herein, or discontinue the product described at any time without notice or obligation. Contact your Dresser sales representative for the most current information.

The Dresser Logo and all Trademarks containing the term "Dresser" are the property of Dresser, LLC, a subsidiary of Baker Hughes



DPS-006
90.UNIVERSAL.2022

