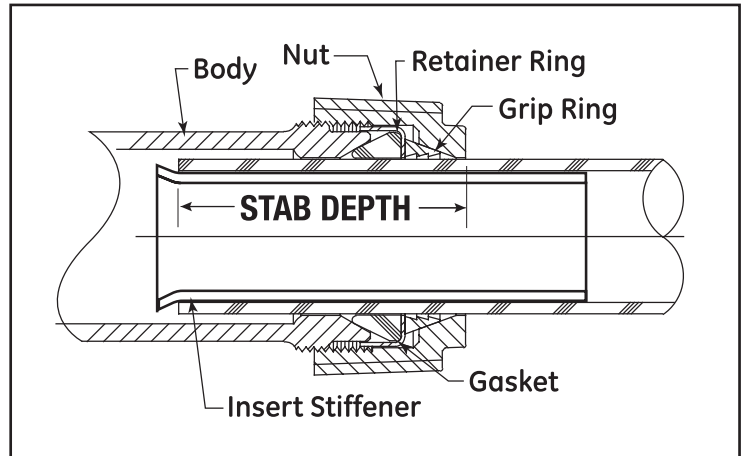


# Style 90 Universal Couplings & Fittings

For P.E. to P.E., P.E. to Steel and Steel to Steel  
 (For use on Polyethylene Pipe as listed in ASTM D2513)

1. Clean steel pipe ends to bare metal removing oil, dirt, loose scale, and rust. Polyethylene pipe must be free of dirt, longitudinal scratches, grooves and burrs for a distance of 4" when using 5-inch long middle ring bodies or fittings, and 7" on 10" long bodies.
2. On all P. E. pipe ends, the recommended Dresser insert stiffener must be installed. Before inserting in pipe end, each insert should be checked to ensure that the SDR indicated on the branding corresponds to the SDR of the pipe being used.
3. Remove plastic identification plug from nut, then loosen nut DO NOT DISASSEMBLE coupling. Check inside of the fitting to assure gasket and grip ring are loose and free of dirt or foreign matter.
4. Apply soap-water to the gaskets, only necessary when installing on steel pipe, but also acceptable on plastic pipe (anti-freeze may be added in freezing weather).
5. Mark each pipe a minimum of 2" from pipe end (add 1/4" additional stab depth for Plastisol coated fittings). Stab the pipe end into the fitting or coupling until the mark on the pipe is even with the edge of the nut or inside the nut. The insert stiffener must extend beyond the nut as shown in the illustration above.



**CAUTION:** A minimum of 1/2" is required between the pipe ends or pipe end and pipe stop in fitting when connecting steel pipe(s).

6. Tighten nut(s) independently while holding the body from rotating with a 100 lb. minimum pull on the recommended wrench size as shown in the chart at right.

Nominal Pipe Size (ID)	Wrench Size (in)
3/4"	14
1"	18
1-1/4"	18
1-1/2"	24
2"	24

**DRESSER**  
 NATURAL GAS SOLUTIONS  
 Dresser™ Pipeline Solutions  
 41 Fisher Avenue  
 Bradford, PA 16701  
 P: 814.362.9200  
 F: 814.362.9344  
 www.dresserngs.com

# Style 90 Universal Couplings & Fittings

For P.E. to P.E., P.E. to Steel and Steel to Steel

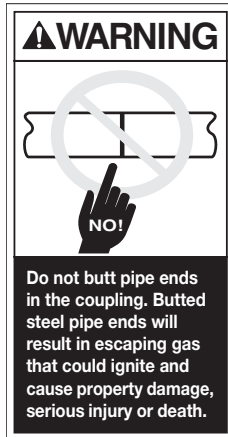
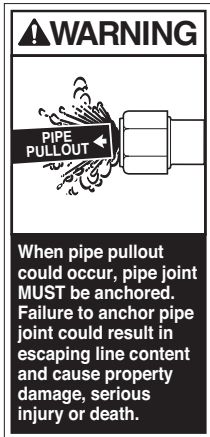
(For use on Polyethylene Pipe as listed in ASTM D2513)

**Product Rating for restraining couplings with same pipe diameter on both ends.**  
 For reducing sizes the rating for the smallest diameter applies

Pipe Size Nom.	Pipe Size O.D.	Max. Sealing Pressure*	Max. Steel Pipe Pullout Resistance	Polyethylene Pipe Pullout Resistance up to Max. wall listed in table meets or exceeds the requirements as specified in DOT 192.283 (b). Note 1	
				Type 2306	Type 3406/3408
3/4"	1.050	150 PSI	1300 lbs.	SDR 11	Schedule 40
1"	1.315	150 PSI	2100 lbs.	SDR 11	SDR 9.3
1-1/4"	1.660	150 PSI	3200 lbs.	SDR 10	SDR 9.3
1-1/2"	1.900	150 PSI	3700 lbs.	SDR 11	SDR 11
2"	2.375	150 PSI	6600 lbs.	SDR 9.3	SDR 9.3

NOTE 1 - Pullout resistance is based on using Dresser reinforcing pipe inserts.

\*NOTE 2 - Unless noted on body.



**Dresser™ Pipeline Solutions**

41 Fisher Avenue  
 Bradford, PA 16701  
 P: 814.362.9200  
 F: 814.362.9344

www.dresserngs.com

© 2018 Natural Gas Solutions North America, LLC. The Dresser Logo and all Trademarks containing the term "Dresser" are the property Dresser, LLC, a subsidiary of Baker Hughes, a GE Company.