

INSTALLATION INSTRUCTION 0001-0772-999

Style 522 Service Head Adapter Kit

NOTE: Apply Pipe Thread Lubricant to All Pipe Threads

Kit consists of:

1 each - Style 522 Service Head Adapter with Stop

1 each - Style 522 Service Head Adapter less Stop & Gripper

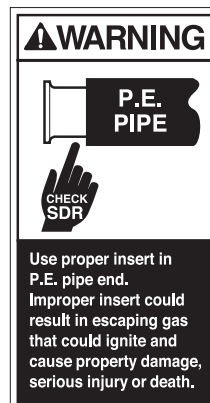
1. Cut tubing square and deburr. Tubing must be clean and free of longitudinal scratches for a distance of 4" from the tubing end.
2. Check stiffener to assure it is for wall thickness of tubing used (see Color Code Chart below).
3. Install stiffener in tubing until flange of insert is flush with the end of tubing.
4. Make sure fitting nut is 1/4" to 5/16" from body contact. (Disassembly not required.)
5. Stab the plastic tubing into the Service Head Adapter equipped with O-ring and female threads in nut, until the stiffener contacts the stop in the fitting. A slight rotation motion will facilitate insertion of the tubing.
6. Hold body with a pipe wrench and tighten the nut until the nut and body contact each other (approximately 100 ft.lbs. torque).
7. Install Service Head Adapter.
8. Holding Service Head Adapter body with a pipe wrench, reconnect the service line with other fittings.
9. Service Head Adapter without female threads on the nut to be installed as indicated above with the exceptions below: (Adapter furnished - Less stop & gripper)
 - a. Tubing must be clean and free of longitudinal scratches at the sealing area of the Service Head Adapter.
 - b. Insert tubing thru Service Head Adapter, then install 12" long stiffener so it will support the sealing area under the gasket of the Service Head Adapter (use insertion tool if required).
10. Holding Service Head Adapter body with a pipe wrench, tighten the nut until the body and nut contact each other (approximately 100 ft.lbs. torque).



Dresser™ Pipeline Solutions

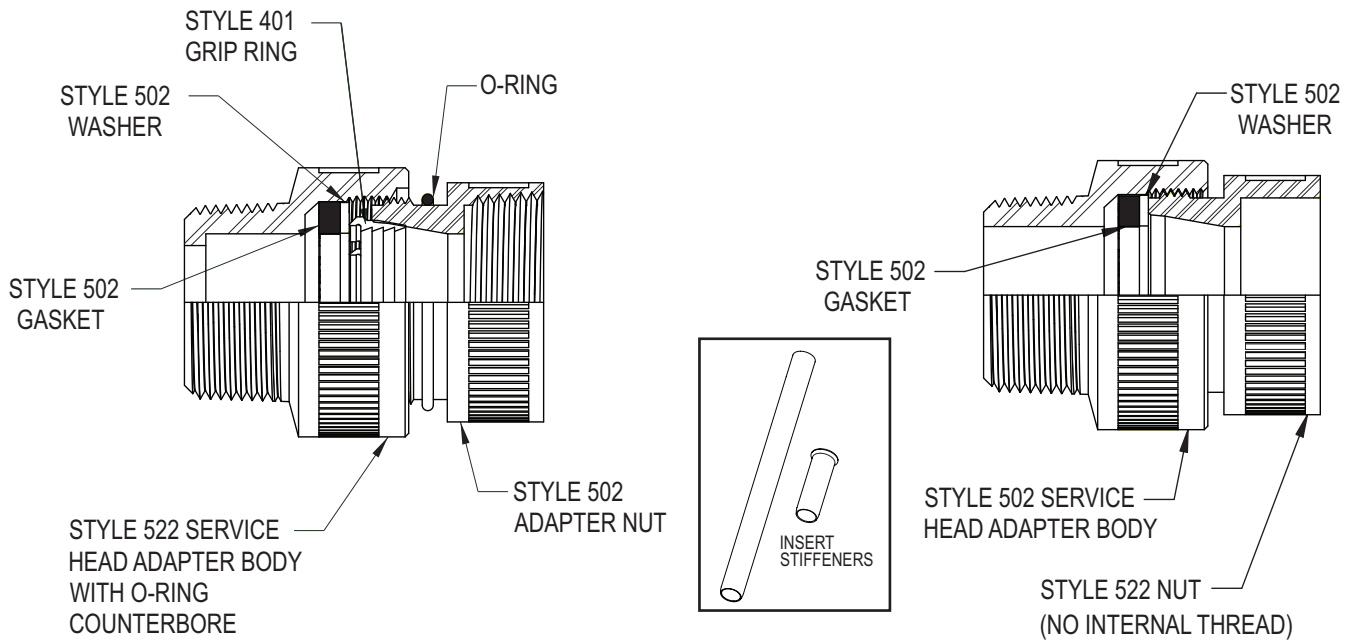
41 Fisher Avenue
Bradford, PA 16701
P: 814.362.9200
F: 814.362.9344

www.dresserngs.com

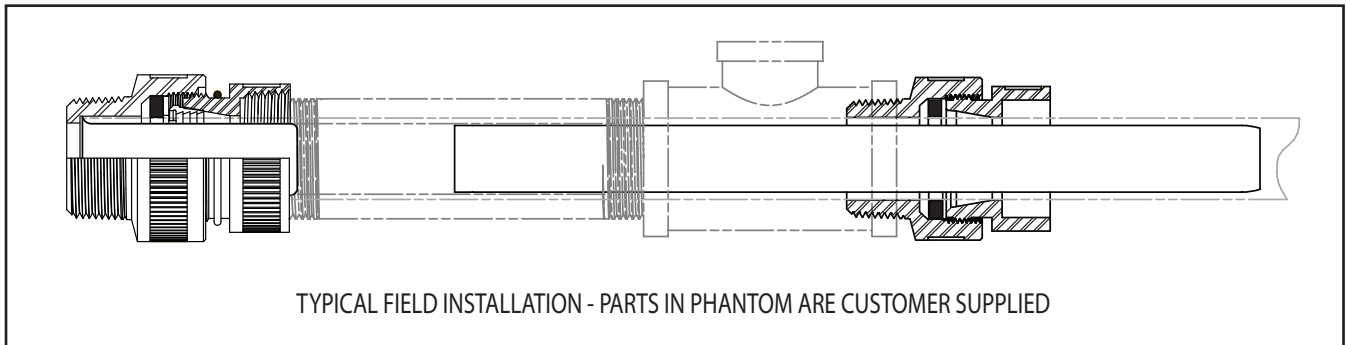


COLOR CODE CHART	
Tubing Wall (Any Diameter)	Stiffener Color
.062	Red
.077	Blue
.090	Silver
.099/.101/.103	Gold
.121	Black

Style 522 Service Head Adapter Kit



ASSEMBLE AS SHOWN, SHIP LONG AND SHORT INSERT STIFFENERS LOOSE IN BAG.



Dresser™ Pipeline Solutions

41 Fisher Avenue
Bradford, PA 16701
P: 814.362.9200
F: 814.362.9344
www.dresserngs.com